

# CDP SCORE REPORT - WATER SECURITY 2020




## Avery Dennison Corporation


|                       |                            |
|-----------------------|----------------------------|
| <b>Region</b>         | North America              |
| <b>Country</b>        | United States of America   |
| <b>Questionnaire</b>  | Paper & forestry           |
| <b>Activity Group</b> | Paper products & packaging |

The CDP Score Report allows companies to understand their score and indicate which categories require attention to reach higher scoring levels. This enables companies to progress towards environmental stewardship through benchmarking and comparison with peers, in order to continuously improve their water governance. Investors will additionally receive a copy of the CDP Score Report upon request. For further feedback please contact your account manager or your key CDP contact.

### Your CDP score



### Average performance



Paper products & packaging

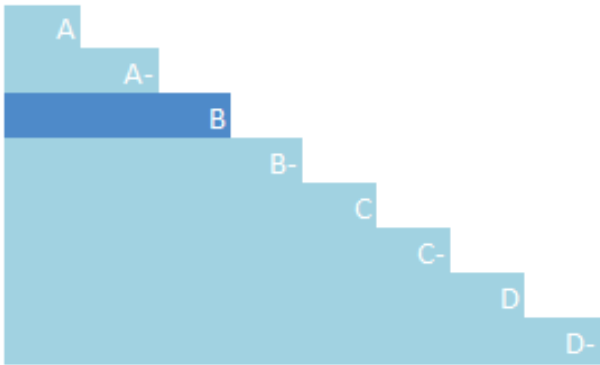


North America



Global Average

## UNDERSTANDING YOUR SCORE REPORT



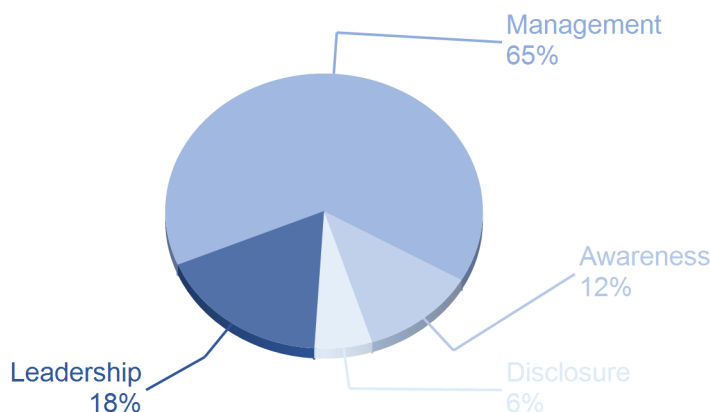
Avery Dennison Corporation received a B which is in the Management band. This is same as the North America regional average of B, and same as the Paper products & packaging sector average of B.

- Leadership (A/A-):** Implementing current best practices
- Management (B/B-):** Taking coordinated action on water issues
- Awareness (C/C-):** Knowledge of impacts on, and of, water issues
- Disclosure (D/D-):** Transparent about water issues

## ACTIVITY GROUP PERFORMANCE

### Paper products & packaging

Your company is amongst 65% of companies that reached Management level in your Activity Group

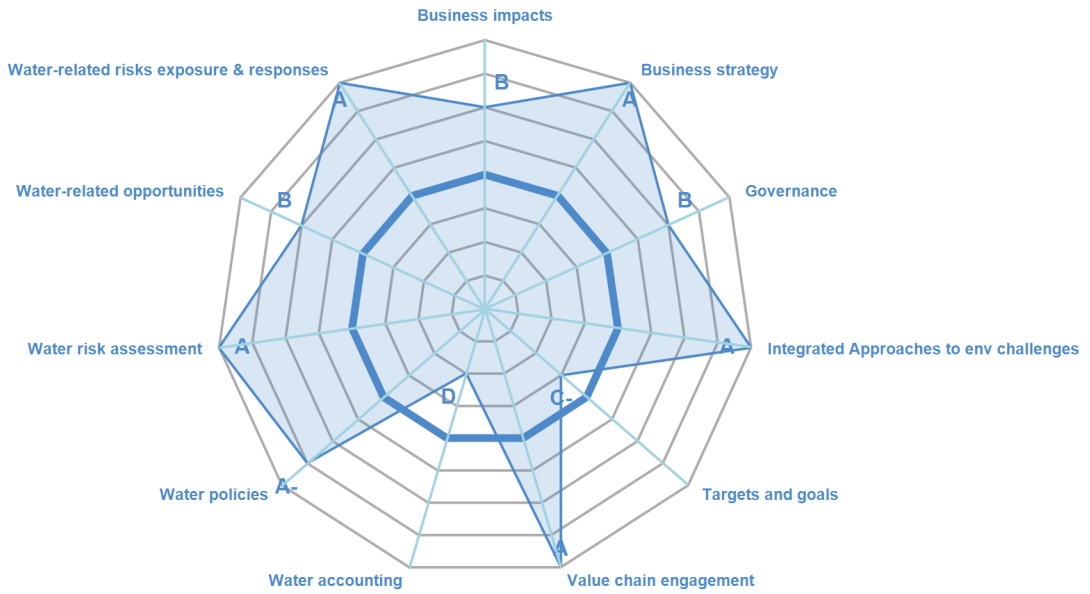


A sample of A-list companies from your Activity Group:

Mondi PLC

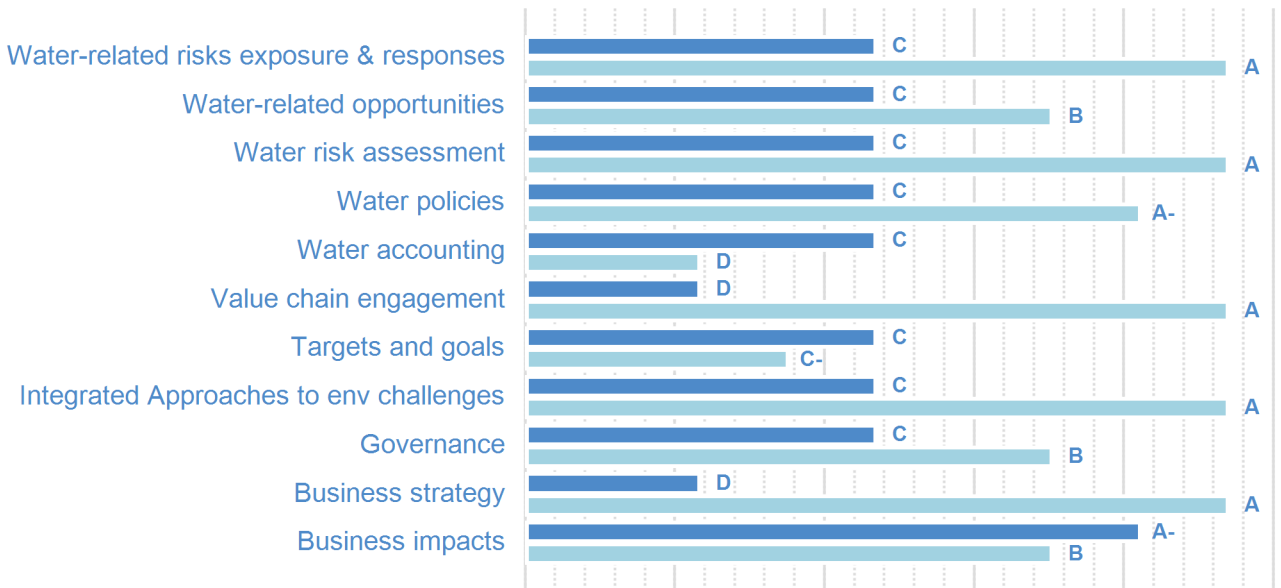
Metsä Board Corporation

## CATEGORY SCORES



If a company scored C or below, they will not have been scored for management or leadership points (the dark blue line represents this). Please download the [‘CDP Scoring Introduction’](#) for more information.

## CATEGORY SCORES BENCHMARKING



Each category score in the bar chart represents the progression within each scoring level. The Context and Verification categories have not been included for category score breakdown as they are not scored at Management and Leadership levels.

Scoring categories are groupings of questions by topic. They are sub-groups of the 2020 questionnaire modules and are consistent across all sectors. Weighting applied to each category varies across sectors to highlight the areas most important to environmental stewardship in specific sectors. To find out more about category weightings for each sector, please download the [‘CDP Scoring Categories and Weighting’](#) documents.